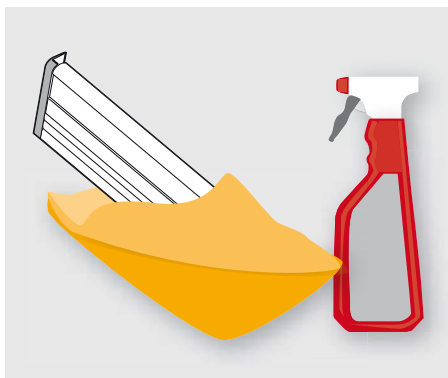


Cleaning instructions

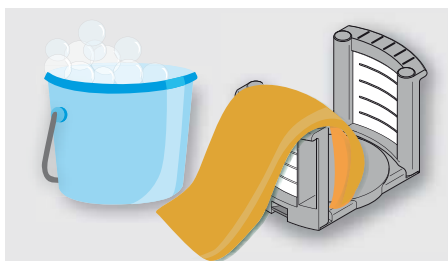
Care instructions for Blum products

Blum products are maintenance-free. But during assembly and usage of Blum products, it is inevitable that stains or other kinds of contamination will appear on the product or its surfaces. When cleaning, make sure to treat the protective areas and materials with care. Avoid applying abrasive chemicals as they will cause damage to the product. The instruction procedures on the next page show how proper treatment should be performed in order to maintain the good condition of the purchased goods.



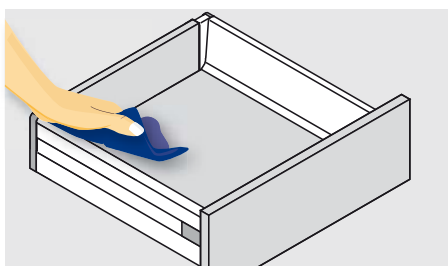
> Stainless steel sides and stainless steel ORGA-LINE

- Use only commercial cleaners for stainless steel (usually obtainable as spray). Read carefully the cleaning instructions located on the canister before applying.
- Rub with a soft, damp cloth. Dry cloth should be used for wet surfaces.
- Wipe small contaminations with solvent soap (mixed with water) and then mop away the small water drops with a dry cloth.
- ORGA-LINE: Dishwasher-proof using commercial dishwasher cleaner.



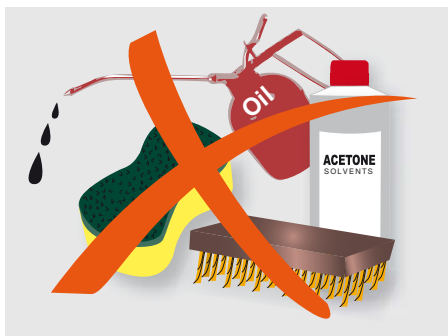
> Plastic coated surfaces and plastic components

- Rub with a soft, damp cloth. Dry cloth should be used for wet surfaces.
- Wipe small contaminations with solvent soap (mixed with water) and then mop away the small water drops with a dry cloth.



> Nickel- or chrome-plated surfaces

- Rub with a soft, damp cloth. Dry cloth should be used for wet surfaces.



> Under the above-mentioned circumstances, the following should NOT be used:

- Scrubbing household cleaners and accessories (bristly cloths, sponges, etc).
- Strong alkaline or strong acid substances.
- Chloral cleaners.
- Micro fibres might harm surfaces in the event of scrubbing.
- Acetone solvents, nitro thinners, Sal ammoniac or solvents whose nomenclature contains terms that begin with TrifTetra.